

IRISH FIELD ARCHERY FEDERATION (CLG.)



*IFAF is affiliated to the
International Field Archery Association (IFAA)*



Contents

GENERAL INFORMATION	3
BASIC SAFETY RULES.....	6
PROCEDURE & ETIQUETTE AT COMPETITIONS.....	7
GETTING STARTED	8
SHOOTING STYLES & DIVISIONS.....	8
CLASSIFICATION-SCORECARD	10
AWARDS & RECOGNITION	11
CODE OF CONDUCT FOR CHILDRENS' SPORT	12
SHOOT RULES	14
APPENDIX.....	20
RUNNING A FIELD ARCHERY EVENT	20
COURSE INSPECTION	21
COURSE LAYOUT – FIELD (OUTDOOR) ROUNDS.....	22
COURSE LAYOUT – ANIMAL ROUNDS (3D & FACES).....	23
IFAF NATIONAL CHAMPIONSHIPS FORMAT	25
UK & IRELAND FIELD ARCHERY CHAMPIONSHIPS (UKIFAC).....	25
POPINJAY SAFETY RULES	26
INDOOR ROUND LAYOUT & SAFETY RULES.....	26
'HAVE A GO' LAYOUT & SAFETY RULES	27
FIRST AID.....	28
CHILD PROTECTION OFFICIER	30
GLOSSARY OF TERMS	31

GENERAL INFORMATION

BIOGRAPHY

On 26th July 1992 the Irish Field Archery Federation (IFAF) was formed by Bill James, Andy Haggan, Jim Boyle, Joe Coyle, Ted Breslin and Ron Bell.

IFAF was founded for the sole purpose of enabling Field Archery to be pursued as a sport throughout the island of Ireland.

IFAF became a Registered Company (# 393398) in 2004.

Subsequently, the International Field Archery Association (I.F.A.A.) Rules of Shooting were adopted and IFAF's affiliation to this body was accepted.

IFAF follows the rules laid down by the IFAA but also employs supplementary rules such as those relating to the types of shoots run domestically or the equipment allowed at domestic shoots. Refer to the 'SHOOTING STYLES & DIVISIONS' section for full detail.

IFAF is the internationally recognised field archery body covering the Island of Ireland through our "parent" association, the IFAA, who currently represent over 45 associate nations worldwide.

WEBSITE

Most of the information in this booklet plus a lot more, and including up to date developments and events can be found on the IFAF website:

<https://fieldarchery.ie/>

Documents

All documents pertinent to IFAF itself such as insurance policies, along with event administration, recognition of achievement through to Health & Safety are available on the IFAF website.

Membership

Application forms covering applications for new and renewing Adult, Under 18's and Family members as well as Adult and Under 18's joining from other archery bodies are provided on the website. A hard copy, paper application form must be completed and sent to the Treasurer for processing.

Shoots & Events

The IFAF Calendar lists all shoots for the year. Upcoming shoots and information on the most recent shoot are detailed on the Next Shoot and Shoot Results pages respectively. 'Other Shoots' lists events operated by other archery organisations which are open to IFAF members.

SOCIAL MEDIA

Irish Field Archery Federation – IFAF is the name of IFAF's Facebook account. The page is open to all Facebook users.

MEMBERS

The Federation welcomes new and renewing members and hopes that each of you experience a long, safe and fulfilling time in your chosen sport.

If you have questions or concerns, do not hesitate to contact other members, club officers, the IFAF Secretary or another member of the IFAF Committee.

The entire booklet is relevant to all members. It is a collection of information and rules pertinent to each of us and the types of archery offered under the auspices of IFAF.

MEMBERSHIP

IFAF membership year runs from 1st August through to 31st July.

All information related membership, fees, application forms and the correct procedure for joining/renewing membership is provided on the IFAF website: <https://fieldarchery.ie/archers/membership/>

COMMITTEE

Any member standing for election to the IFAF committee must have been a continuous, upstanding member of IFAF for the previous three years up to the AGM in which they stand for nomination.

Effective as of the 2019 AGM, the term of office for committee officers is two years. The terms of office for the committee are staggered to provide continuity to the organisation and are detailed in the Rotation Table.

IFAF Handbook 2021 (01-Aug-22)

Role/Term of Office Rotation Table

	2019-20	2020-21	2021-22	2022-23	2023-24	2023-25	2025-26	ETC...
1	GEN. SECRETARY		GEN. SECRETARY		GEN. SECRETARY		GEN. SECRETARY	
2	TREASURER	TREASURER		TREASURER		TREASURER		etc..
3	CHAIRPERSON		CHAIRPERSON		CHAIRPERSON		CHAIRPERSON	
4	INT. REP	INT. REP		INT. REP		INT. REP		etc..
5	MEMBERSHIP SEC.		MEMBERSHIP SEC.		MEMBERSHIP SEC.		MEMBERSHIP SEC.	
6	SAFETY OFF.	SAFETY OFFICER		SAFETY OFFICER		SAFETY OFFICER		etc..
7	PRO		PRO		PRO		PRO	

NOTIFICATIONS AND COMMUNICATIONS

Members can subscribe to email notifications to receive regular updates. Text messages will be issued via WhatsApp.

OPEN SHOOT POLICY

IFAF operates an 'open door' policy allowing members of the following organisations to compete as a guest at any IFAF competition as a guest:

- All organisations affiliated to the International Field Archery Assn.
- All organisations affiliated to World Archery
- SIFA – Society of Irish Field Archers
- NFAS – National Field Archery Society

A guest archer must bring evidence of their membership, such as a current membership card, and present it at registration.

In respect of insurance coverage,

- guests from other organisations are covered under IFAF's Public Liability policy
- there is no Personal Accident cover provided to guests, they must have their own insurance through the association of which they are a member.

BASIC SAFETY RULES

Whist these rules especially apply to archers, anyone on a shoot range or course should be made aware of them.

1. All beginners and trainees must be informed that hunting animals, with a bow, is illegal in Ireland.
2. Check equipment before shooting. Check limbs for cracks. Never shoot a cracked or bent arrow.
3. All arrows must be named and numbered, use rings near to the fletches denote Arrow 1, 2, 3, 4.
4. Never place an arrow in the bow until you are ready to shoot it.
5. Never loose an arrow when you cannot see where it will land.
6. No archer shall draw a bow with the bow hand higher than the head
7. Never loose an arrow straight into the air (except in regulated clout shooting)
8. Never pull a loaded or unloaded bow in anybody's direction.
9. Never point an arrow at a person.
10. Never throw an arrow.
11. Never stand forward or to the side of an archer about to shoot; not only can you destroy the archer's concentration but you place yourself in danger from a mis-nocked arrow which can fly in any direction on release.
12. Never walk backwards on a course, even after the shoot has finished and exiting the range.
13. Whilst someone else is shooting keep your eyes and mind alert for possible danger, at the moment of loosing the archer's concentration is solely on the target.
14. Where possible danger exists shout STOP! or FAST! If you are in any doubt state loudly DON'T SHOOT!
15. At least one adult member of a group should always remain standing in front of the target if other members are searching for arrows. Alternatively, prop at least one bow or branch in front of target face.
16. Always keep to the marked path from each target to the next shooting stand. Don't just think things are safe, MAKE SURE.
17. Juniors/cubs should never leave a group without adult supervision.
18. Competitors under 16 may not carry knives or similar onto the course.
19. Smoking on the course is not allowed. Only designated smoking areas may be used.

IFAF Handbook 2021 (01-Aug-22)

20. Nobody should ever RUN on an archery range.
21. Check to see if anybody is in the way (behind you) when pulling arrows
22. Brightly coloured clothing is preferred over dark.
23. Whistles, it is mandatory for every adult archer to carry a whistle when out on the range competing.
24. Whistle signals to be used are Start: 1 blast, Stop: 2 blasts (repeated), Help: 3 blasts (repeated) by the affected person/group only.

PROCEDURE & ETIQUETTE AT COMPETITIONS

1. Target groups comprise of 3 to 6 archers, 4 being the normal number. Child Safety concerns must be addressed when groups are made up. Groups must have an experienced archer as Target Captain.
2. The Target Captain is responsible for safe, fair and correct procedure of those in the group, must know the rules for the event, and judge arrow values (except his/her own!). Procedure may vary depending on conditions and circumstances.
3. A group should stay together. If a person needs to temporarily leave the group, shooting is suspended until the group is complete. Juniors/cubs must be accompanied when leaving.
4. A group should not hold up another. One group may, by agreement, pass another.
5. Two scorers per group are needed for all 'Record Status' competitions.
6. Scoring should precede finding missing arrows.
7. Watch each other's arrows in flight, it helps with finding them if the target is missed.
8. No arrows in the target should be touched until scorers give permission.
9. Order of shooting is in rotation unless otherwise agreed.
10. If course layout and safety permits, two archers in the group may shoot simultaneously.
11. Although an informal atmosphere is not discouraged, always allow the competitor shooting to have full concentration on the shot.
12. Leave no litter on the course or at base-camp.
13. Make sure you remain safe at all times when practicing archery. Do not endanger anybody when participating in the sport.

14. If in doubt about an unsafe action, the equipment in use or any aspect of the sport, err on the safe side!
15. Be respectful and courteous to your fellow archers and anybody that you meet while performing archery.

GETTING STARTED

Training

Those new to archery will be required to go through 'basic training' and be 'signed off' in order to join IFAF.

Basic training is the process of giving foundation level instruction on how to shoot safely and use their equipment. It is also used to provide the trainee with general information about Field Archery.

Sign-off requires an instructor to supervise a trainee shooting out on course ensuring they understand shooting & safety rules, course etiquette and scoring in-situ.

IFAF recognises two forms of instruction and instructor; the IFAF Instructor and the IFAA Level 1-3 and Master Instructor.

Purchasing equipment

It is recommended that new archers ask for advice on equipment before purchasing.

The primary personal equipment needed is a bow, arrows, a quiver (holds arrows), a glove or tab (protects fingers), an arm &/or chest guard. A bag and bow stand will help protect equipment whilst a stringer and brace-height gauge are needed for certain styles.

The Links page on the website contains a list of suppliers based in Ireland.

SHOOTING STYLES & DIVISIONS

Style describes the bow type, how it is shot and the accessories allowed. IFAF recognises all IFAA styles in addition to the IFAF Trad-Recurve style.

For full details on bow-styles, consult the **IFAA Book of Rules** available on the IFAA's website www.ifaa-archery.org/

IFAF Traditional Recurve (IFAF-Trad)

1. Any recurve bow, one piece or takedown, made mainly of wood or having a wooden riser.
2. No sights
3. No stabiliser
4. One nocking point with a consistent anchor point.
5. Mediterranean loose (one finger above and two below the nock).
6. Wooden arrows with natural feather fletching.

Division describes your gender and age category. When you enter a shoot you must register and declare the style and division you are going to shoot. Those shooting the same style will, according also to division, be competing against their peers based on age range and gender (male/female).

Age Divisions (applicable to males/females):

- Senior*: 65+ years old
- Veteran*: 55 - 64 years old
- Adult: 21 - 54 years old
- Young Adult*: 17 and 20 years old
- Junior: 13 - 16 years old
- Cubs**: under 13 years of age
- Beavers***: 4 - 8 years of age (SBG only)

Division Notes:

* Senior and Veteran age divisions are optional. If an archer wishes to continue competing in the Adult division after turning 55 they may do so for as long as choose to do so. Those choosing to shoot in Veteran &/or Senior class may be asked for proof of age, particularly at IFAA &/or International championships. Archers who are eligible to compete as Young Adults are also free to shoot in the Adult division if they so choose.

** The Cub division applies to all children under 13 years of age for all IFAA rounds at international championships.

*** IFAF has the domestic 'Beaver' division to support very young archers in the sport. Beavers not have any standing in terms of Records or Gains awards because their pegs are set arbitrarily by the course setters.

CLASSIFICATION-SCORECARD

CLASSIFICATION

Classifications are obtained by shooting IFAA Field and Hunter Rounds only. They are determined by the archer's two highest scores in a 12-month period going back no more than two years prior to the tournament.

Archers must refer to the **IFAA Book of Rules** on the IFAA's website www.ifaa-archery.org/ for details of which Styles and Age divisions require Classification and which are exempt from it.

IFAF issues Classification-Scorecards to its members on request via the International Rep (international@ifaf.ie). Archers competing at IFAA tournaments and UKIFAC must present their Card along with a current Membership Card when registering at the event.

For the IFAA Field Championship and UKIFAC a Classification-Scorecard card with a minimum of two scores (1 Field & 1 Hunter) from the past 12 months are required for entry into the competition. For the IFAA Bow Hunter Championships a minimum of two scores (any IFAA Animal round) from the past 12 months are required for entry into the competition.

SCORECARD

The Classification-Scorecard should also be used to record scores for other IFAA rounds such as Animal (3D and paper face), Flint, Indoor Standard, etc.

The purpose of the Classification-Scorecard is twofold. Scores show

1. a level of ability for awarding medals in Classes (A, B and C) for Field Championships and
2. an archer has previous experience shooting the round(s) in the tournament ('field' or 'animal' or 'indoor') and is familiar with the rules of the competition.

AWARDS & RECOGNITION

Records, Gains and Classification data is maintained and published on the website under 'Documents'.

IFAF Records

Records are maintained across gender and age divisions for each style in IFAF's SBG and IFAA's Unmarked & Marked Animal (3 arrow), 3D Standard (2 arrow), Field, Hunter, Flint and Standard Indoor rounds for 'record status' shoots.

All IFAF members can set a record at any course, with the exception of Beavers and Course Setters.

Adults competing at international events must be registered to shoot under 'IFAF' to claim an IFAF record.

IFAF Gains:

The Gains systems awards archers for their personal achievement in:

- IFAF SBG
- IFAA Bowhunter Rounds
 - Unmarked/Marked Animal (3 arrow)
 - 3D Standard (2 arrow)
 - 3D Hunting (1arrow)
- IFAA Field Rounds
 - Field and Hunter
 - International and Expert

IFAF Gains System

- Two scores in the same scoring range, for the same round results in a Gain Arrow pin being awarded at Bronze, Silver or Gold level.
- A Hotshot patch is awarded when an archer attains their 8th Gold Gain score in the same round.
- A Star pin is awarded to an archer who has received their Hotshot patch and go on to score two Star level scores in the same round.
- The scoring ranges are based IFAF and IFAA Records, where available, or calculated where no record exists. For Bowhunter Gains, recent IFAA EBHC or WBHC events are used to determine the current highest scores

CODE OF CONDUCT FOR CHILDRENS' SPORT

The Irish Field Archery Federation CLG is fully committed to safeguarding the well-being of its members.

Every individual in the organisation should at all times show respect and understanding for other members' rights, safety and welfare and conduct themselves in a way that reflects the principles of the organisation and the guidelines contained in the '*Code of Ethics and Good Practice for Childrens' Sport*'. This publication was produced jointly by the Irish Sports Council and the Sports Council for Northern Ireland.

It is the policy of IFAF CLG that at all archery events including training, practice and competition, either a parent or legal guardian accompanies the child or children for which they are responsible.

It is possible for a parent/guardian to entrust another member with the responsibility for their child by prior agreement. At Registration the name of the appointed shoot guardian must be entered on the Registration slip for the shoot organiser/shoot administrator to be duly informed.

Children must not be left unattended or unsupervised at any time. A parent or guardian must be present during training and practice sessions and for the duration of a competition.

A "child" is any person under the age of 18.

Paraphrased here is a relevant section of the '*Code of Ethics and Good Practice for Childrens' Sport*' that applies to all adults where interaction with children occurs.

Guidelines for Coaches:

1. A coach of juvenile archers has a duty of care, which is more onerous than that of a coach to an adult.
2. A coach must act as a role model and promote the positive aspects of sport and of archery and maintain the highest standards of personal conduct.

IFAF Handbook 2021 (01-Aug-22)

3. The use of drugs, alcohol and tobacco must be actively discouraged as being incompatible with a healthy approach to sporting activity.
4. Remember your behaviour to other adults will have an effect on the children in your care.
5. Be generous with praise and never ridicule or shout at children for making mistakes. They are all entitled to respect.
6. Each child deserves equal time and attention.
7. Care must be taken not to expose a child intentionally or unintentionally to embarrassment or disparagement by use of sarcastic or flippant remarks.
8. Never punish a mistake - by verbal means, physical means, or exclusion. Insist that children in your care respect the rules of the game. Insist on fair play and ensure that they know that you will not tolerate cheating or bullying behaviour.
9. Remember that young archers play for fun and enjoyment and that skill and playing for fun have priority over highly structured competition.
10. Never make winning the only objective.
11. Encourage the development of respect for adults and avoid criticism of fellow archers.
12. It is important to realise that certain situations or friendly actions could be misinterpreted by the participant or by outsiders.

SHOOT RULES

For non-standard, non-Record Status events, such as a Fun Shoot, the host club can determine the rules and scoring system.

IFAA Rules

For all IFAA rounds consult the **IFAA Book of Rules** available on the IFAA's website www.ifaa-archery.org/

Exceptions

1. The IFAF Trad-Recurve bow-style shall be recognised domestically
2. The Beaver age division shall be recognised domestically for SBG only.

SBG (Standard Big Game)

The unmarked animal round can consist of 3Ds, paper faces or a mixture of both and is based on a single unit of 18 shot twice or two separate units of 18 to make 36 individual targets.

SBG Shoot Rules

1. The course is laid to prescribed parameters for a 36 or 18x2 target course. The SBG Calculator is available on the *Shoot Organisers* page of the website (<https://fieldarchery.ie/volunteers/shoot-organisers/>)
2. An 18x2 course must have separate pegs each unit &/or targets moved to be 'Record Status'.
3. Beaver pegs are to be placed half way between Peg 4 & the target for Group 1, 2 and 3 targets only. Beavers shall shoot all arrows from Peg 4 on Group 4 targets.
4. Course inspectors, course layers and the event organisers are the only persons allowed on the course prior to the shoot's start.
5. All arrows must be the same in all respect except colour and be named and numbered (1, 2 & 3)
6. Competitors must not make any personal notes of any sort, by whatever means. Except for sight-settings personal notes or memoranda must not be referred to. Sight settings notes should be shown to the group and not altered in any way during the shoot. Scorers must confine written information to scoring only with the exception of notes on lost arrows or other lost items.
7. Competitors cannot seek or welcome information from other persons on the course pertaining to target placement or distance.

IFAF Handbook 2021 (01-Aug-22)

8. Mobile phones must be turned to 'Silent' during a shoot and used only in the case of an emergency.
9. It is specifically prohibited from carrying any device designed to determine distance.
10. Binoculars, a monocular or other sighting aid is allowed.
11. Any competitor disqualified for a rule infringement will not be listed on Results, Records, Gains docs.
12. Adult archers will shoot in rotation, 1,2,3,4 or 2,3,4,1 unless otherwise agreed.
13. An archer must have their lead foot (e.g., left for right-handed archers) within 6 inches to the side or behind the peg but not in front of it.
14. Three arrows are shot in a 'walk-up' formation from the correct peg. Where an arrow is shot out of sequence, stop and notify the Target Captain before continuing shooting. An arrow shot from an incorrect peg cannot be scored.
15. You may stop shooting when the target has been hit but you are not obliged to do so.
16. You are not allowed to walk back to take another shot if you find an arrow is out when you reach the target. If in any doubt keep shooting.
17. Arrows must cut the scoring line and touch the higher scoring area to score the higher value.
18. On 3D targets, arrows sticking in the target stand or base and those in the horns or antlers are not scored.
19. Skids or glances off the ground into the target shall not be counted. If the arrow is deflected from a tree, for example, and hits the target it does score.
20. If an arrow hits the scoring area but bounces off the target or an arrow passes through the scoring area and is not retained in the 3D or butt another specially marked arrow shall be shot.
21. Bounce backs, where an arrow lands in front of the target, for cubs will be scored as a wound e.g. 1st arrow wound = 16. A deflected arrow, that lands to the side or behind a target does not score but can be reshot.
22. Do not touch arrows in the target until scored.
23. Do not pull arrows until scoring is completed.
24. If you find you cannot see the whole target at whatever stance or consider the shot to be dangerous in any way, e.g. slippery footing, you can, with the consent of the group, move to the safer place, usually to the side to make a safe shot.

Pegs

There will be 5 pegs, preferably white, with rings denoting the peg number. An 18x2 course must have different colour rings on the pegs to denote each unit.

Irrespective of style shooting pegs are:

Adults 1,2,3

Juniors 2,3,4

Cubs 3,4,4

Beavers 4,5,5 except for Group 4 targets which shall be 4,4,4

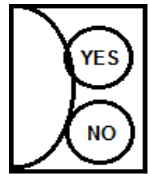
Scoring

Double scoring is to be used

Arrow 1: inner kill = 24, kill = 20, wound = 16

Arrow 2: kill = 14, wound = 10

Arrow 3: kill = 8, wound = 4



Arrows must break the line to receive the higher score.

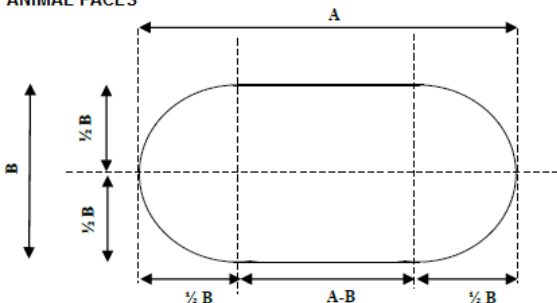
The inner kill zone is illustrated below. If the animal, face or 3D, does not have an inner kill the first arrow kill score of 20 applies.



Group Sizes

The group size of an animal, face or 3D, is determined by the size of the kill zone on the target not by the overall size of the target itself.

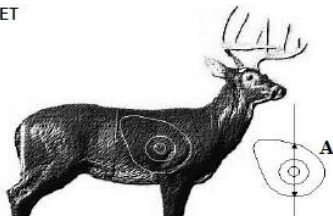
ANIMAL FACES



Group face	Horizontal dimension (A)		Vertical dimension (B)	
1	368 mm	14.5"	229 mm	9.0"
2	267 mm	10.5"	178 mm	7.0"
3	178 mm	7.0"	114 mm	4.5"
4	92 mm	3 5/8"	64 mm	2.5"

All dimensions are measured on the inside line defining the kill area

3D TARGET



Group size	Dimension A	
Group 1	> 250 mm	> 9 7/8 "
Group 2	201 – 250 mm	7 15/16 - 9 7/8 "
Group 3	150 – 200 mm	5 15/16 - 7 7/8 "
Group 4	< 150 mm	< 5 15/16 "

Measure the vertical height of the two or three scoring areas in the kill zone through the centre of each scoring area, as shown.

Clout Shoot Rules

1. The course may consist of one target with up to 4 shooting lines or up to 4 targets with one shooting line. The latter greatly reduces the time to shoot an end.
2. An overshoot of a minimum of 75 yards to the boundary should be provided. Should the boundary adjoin a public area, overshoot length should be increased to 100 yards. The left and right boundaries of the

IFAF Handbook 2021 (01-Aug-22)

course must be such that inaccurate shots and/or strong winds will not cause arrows to leave the course.

3. A two-way course may be provided, both courses having safety margins to these specifications.
4. The target or clout may be any clearly visible marker or flag on a pole.
5. A shoot organiser must oversee the shoot, act as judge, and ensure the safety of all. They must make all competitors aware of the possible hazard of walking into or onto arrows. The clout should be approached parallel to the shooting lane not directly along it.
6. Any bow may be used. Compound bows must not exceed 40 lb maximum draw weight and arrows shot from compounds must be no thinner than 21/64" shaft. Should such a combination prove inadequate for the distance required, the bow weight may be increased at the shoot organiser's discretion.
7. The number of arrows shot for each end shall be decided by the shoot organiser and may be either 3 or 6. This depends on the number of competitors and the number of targets. An indicator is that if more than ten archers are shooting at any one target they shoot 3 arrows per end. The number of ends shot is also at the organiser's discretion.
8. The scoring rope will be 270 inches (7½ yards long) plus extra for handling. It will be divided into 5 scoring zones each of 54 inches (1 ½ yards).
9. Arrows are scored at the place they enter the ground. Arrows lying on the ground are scored based on the position of their point.

Clout Divisions	Distance (yards)
Adult Male	180
Adult Female	140
Juniors (male/female)	100
Cubs (male/female)	80
Clout Scoring Zones (Distance from the flag (inches)/score)	
=<54	5 Points
>54 to =<108	4 Points
>108 to =<162	3 Points
>162 to =<216	2 Points
216 to =<270	1 Point

Hunting Trail

1. 3D targets are placed around the course, randomly, and in as natural a setting as safely possible.
2. Archers are not told the number of targets on the trail and must follow the circuit of the course looking for the targets.
3. Once a target is seen it must be shot by the group. If a target is passed archers cannot go back to shoot it 'front on'.
4. Scoring on one arrow: 20 for a kill, 16 for a wound or 0 for a miss.
5. The beginning of the shooting zone should be marked with a flag and the end of the shooting zone should be similarly marked. The recommended colour for the flags is green (start) and red (end).
6. The shoot is staggered to reduce the chance of a leading group giving away the location of targets to the group following them.
7. No Shots are to be taken except from between the two markers.
8. Targets must not be placed where an archer on the trail will come within the safety zone of an archer shooting from any point on the marked shooting area of the trail.
9. Extra allowance for the safety zone behind a target must be given due to the greater variance in angles involved with shots from different points of the trail.
10. It is recommended hunting trails are set-up on the perimeter of the range area so that no activity takes place in the direction of the shooting.

APPENDIX

RUNNING A FIELD ARCHERY EVENT

1. **ORGANISER (AKA Field Captain):** There must be one person ultimately responsible for running an event, others may have delegated tasks.
2. **SHOOT MARSHAL:** It is mandatory for at least one non-shooting marshal be present, at base-camp or walking the range, at every shoot. The Field Captain or a designated representative can be the Marshal.
3. **ANNOUNCEMENT:** Information about the range and round being run delivered ahead of the shoot.
4. **ALLOWED PERSONS:** Only the event organiser, course layers, and course inspector(s) are to be allowed onto a course before the start of an event.
5. **GROUPS:** Shooting groups shall never be more than 6 or less than 3. One or two archers shooting together may not submit their scores.
6. **TARGET CAPTAIN:** Each group of competitors must have a designated Target Captain; an experienced archer who is responsible for safe, fair and correct procedure based on rules of the round being shot.
7. **START:** Groups must know where to start or be guided to their starting position.
8. **SIGNALS:** One long blast on an air horn or similar starts the event. Two blasts, repeated, signals all shooting must stop. Three blasts, repeated, signals all competitors must to return to the muster area.
9. **EMERGENCY SIGNALS** Whistles shall be used to give the emergency signal of three blasts followed by a pause (repeated) in the case of an accident/incident. All shooting must stop when the emergency signal is heard. Only the shoot organiser can restart the shoot by sounding one long blast on an air horn.
10. **WHISTLES:** It is mandatory for every adult archer to carry a whistle with them when out on the range competing.
11. **FIRST AID:** It is the duty of the event organiser to have a First Aid Station, supervised by a competent person, established to cater for all situations which might occur. A means of communication must be present to enable help to be sought from the Emergency Services. An accident report book/form should to be kept to record any incidents which arise.

COURSE INSPECTION

Applicable to Course Inspectors and Shoot Organiser Course inspection is to check that the course is, as far as can be ascertained, safe to stage a competition and, if it is a record status event that it conforms to the specifications for the event.

1. No competition may start until the course has been inspected and passed for safety.
2. A course inspector cannot be from the host club nor anyone else who helped set-up the course.
3. The shoot organiser must inform the IFAF Safety Officer which person is checking and signing off the course at least one week before the shoot.
4. A course inspection sheet and, if a Record Status event, the course specifications i.e. printed details of target number, target group (or size) and distances (exact or within specified range) must be available for the course inspector(s).
 - All courses are different, and inspectors must judge timing of the inspection using their knowledge and experience.
 - If the course is the same or nearly the same as that of a previous competition and complete in all details it may be inspected at any time before the event starts, but this is not a desirable option as it may lead to the event starting late.
 - If the course is new or radically different it must be ready for inspection (complete with pegs, faces, targets, direction markers etc.) the day before the event or sooner.
5. If the event is record status the distances and target groups must be checked for accuracy on a random basis. The inspector randomly picks 20% to 25% of the target numbers available before setting out. If inaccuracies are found and can be rectified then more targets need to be checked.
6. If the course has failed measures can be taken:
 - Minor safety issue(s) can be rectified in time for course re-inspected allowing the event to proceed
 - Major safety issue(s) which cannot be rectified in will result in the shoot being cancelled

IFAF Handbook 2021 (01-Aug-22)

- Record Status events with incorrect shoot parameters which cannot be rectified in advance of the shoot will void the Record Status but the shoot can proceed.

The course inspection sheet must be sent to the Safety Officer by the Tuesday after the shoot either via email or post.

COURSE LAYOUT – FIELD (OUTDOOR) ROUNDS

1. A map of the course, showing the target layout and the paths available, is an asset to inspection
2. Targets must be clearly numbered.
3. Targets/butt placement must take into consideration overshoots and misses to avoid hazard to other groups of archers on course
4. Targets should not be placed where an overshoot arrow can disappear from view e.g. on the skyline.
5. Butts must not leak arrows or be reinforced with materials which may damage arrows.
6. Any person, regardless of height, must have a clear view of the target.
7. Shooting lanes must be cleared to prevent arrows from striking branches or foliage when in flight
8. Clear warning notices and warning tape or rope, must be placed anywhere around the course where members of the public may enter.
9. The route to be followed by competitors must be clearly marked. There must be no possibility of a straying into the shooting lane of another target.
10. Paths must never pass directly behind a target or backstop/butt. The route to the next target should take competitors away from the current target at 90 degrees to the current arrow flight path or as close to this ideal as possible.
11. An ideal course layout is one where competitors can leave the course via the designated route in complete safety, passing other groups without hindrance. Waiting for other groups to finish before exiting the course may be necessary. Any safe exits from a course should be clearly marked.
12. Competitors at field events are prepared to cope with some physical difficulties as they negotiate a course, but hazards need to be avoided or made safer. Such hazards include:

IFAF Handbook 2021 (01-Aug-22)

- Very steep banks. Provide substantial reinforced steps cut into the slope or a knotted rope or both.
- Ditches. Provide a knotted rope or a bridge. Bridges need to be substantial and, if high off the ground will need a hand rail.
- Brambles. These pernicious weeds, designed to trip the unwary, need to be cleared as much as is practicable.
- Conifer branch stubs. These stick out from the trunks at right angles and are extremely dangerous and should be knocked off to prevent injury.
- Extreme hazards, which are near but not on the course, should be marked off with tape or rope.

COURSE LAYOUT – ANIMAL ROUNDS (3D & FACES)

Course design/lay-out requirements

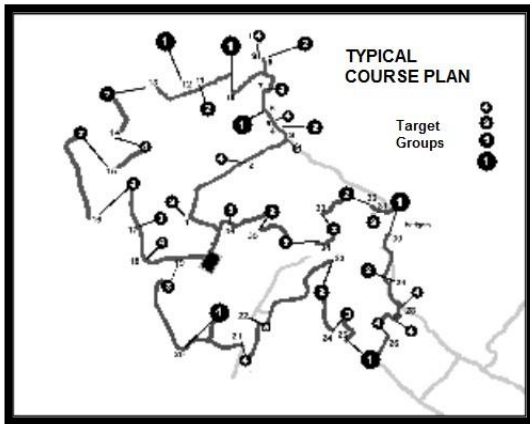
1. Distances used shall be those designated for the individual round or portion of the round being used.
2. All target butts must be stable with no danger of tipping. 3D targets shall be freestanding and securely anchored.
3. Any competitor, regardless of height, must have a clear view of the target.
4. Target may be placed on target lanes, in areas, where a reasonably representative area of natural growth is present. The target must not be purposely obscured from view. While realising some hunters will take a more difficult shot, the organiser must not accept that as a norm. The course is meant for competitive rounds, not an obstacle course or a test of acrobatic skills. Some degree of difficulty is permissible, tempered with a balance of consideration for the average and the non-hunting archer. All archers must have a clear view of the target. The total score area must not be obscured.

Target position

1. The 3D target will be positioned so that the scoring area is face on to the archer. For group 1 and 2 targets, the target may be angled towards or away from the archer. However, such angle shall not exceed 15 degrees (i.e., a facing away or towards archer). “Up-hill” or “down-hill” shots shall not exceed 45 degrees.

IFAF Handbook 2021 (01-Aug-22)

2. To ensure minimal arrow damage and/or arrow loss, a back-stop either natural or man-made shall be provided behind each target as follows:
3. A 3D target must stand clear and separate from the backstop.
4. The natural back-stop shall be the natural terrain which shall be free, as far as is practicable, of rock or stone.
5. An alternative to the natural back-stop or target butt is the man-made version using carpet off-cuts, nets or other usable material, which can be suspended in 2 layers. The first layer when hit by the arrow will move with the impact with, in most cases, the arrow falling to the ground. In the occasional occurrence where the arrow passes through the first layer, the second layer, and reduced arrow velocity incurred through passing through the first layer, will stop the arrow.



Shooting platforms

1. Shooting platforms may be used to simulate Tree Stands. When used, the platform must be sturdy and solid so as to present no safety hazard to the competitor who must use it. A shooting platform should be constructed to readily accommodate two archers, of any size, at one time.
2. Even then it is recommended that only one archer be allowed to use the stand at any one time; certainly, never more than two.
3. The Platform must be constructed so as to provide safe and easy access. Steps must be sturdy, solid and have the ability to be used safely

IFAF Handbook 2021 (01-Aug-22)

by any competing archer. A hand rail should be provided in most cases to assist in mounting the steps. No rung ladder or other rudimentary device will be acceptable for gaining access to the raised platform.

4. A railing of no less than three (3) feet in height must encircle the actual raised platform except for the space required for entry by the steps.
5. If the Course Inspector deems the shooting platform not to be safe it cannot be used. Instead, that shot shall be converted to a ground level shot.

NOTE: A platform built against the side of a hill may allow straight access to the platform from the target trail. In such a case, the requirement for steps could logically be waived. The Organiser of the tournament should keep in mind that the purpose of the platform is to provide an elevated shot, simulating a tree stand shot, and not to construct an obstacle course.

IFAF NATIONAL CHAMPIONSHIPS FORMAT

The IFAF National Championships is an annual two-day, weekend event, held in July. The Championships must comprise of one of the following IFAA rounds and must include at least one 3D round during the competition:

- 3D Hunting (1 Arrow)
- 3D standard (2 Arrow)
- Unmarked Animal
- Marked Animal
- Field Round
- Hunter Round
- Expert Field Round

Tender from clubs to host the event is sought approx. 10 months in advance

UK & IRELAND FIELD ARCHERY CHAMPIONSHIPS (UKIFAC)

UKIFAC nations are the national field archery associations, based within the borders of the Great Britain and the Isle of Ireland, which are an affiliated member of the International Field Archery Association (IFAA):

- English Field Archery Association (EFAA)
- Scottish Field Archery Association (SFAA)
- Welsh Field Archery Association (WFAA)
- Irish Field Archery Federation (IFAF)

IFAF Handbook 2021 (01-Aug-22)

- Northern Ireland Field Archery Association (NIFAA)

UKIFAC is an annual two-day, weekend event consisting of an IFAA Field and Hunter Round. The competition is traditionally held at the start of July.

The UKIFAC Committee oversees general administration of the event. Each member nation must appoint a representative, normally the position is held by the IFAA Delegate. The *UKIFAC Agreement* governs running of the event. UKIFAC rotation is a 5-year cycle:

	IFAF	EFAA	NIFAA	SFAA	WFAA
2022	X				
2023		X			
2024			X		
2025				X	
2026					X

POPINJAY SAFETY RULES

1. A “popinjay” is any target fixed to a high point to be shot at an angle approaching but not attaining the vertical.
2. The nature of such targets is not within the scope of these rules but they must be affixed to prevent any possibility of the target or parts thereof falling. Lightweight targets are recommended.
3. An experienced archer shall be appointed to ensure that shooting is conducted in a safe and proper manner.
4. Competitors must shoot from a position to ensure that overshoots fall in a safe area.
5. Only arrows with rubber blunts will be used, the arrows will be supplied and maintained by the organisers. No other arrows will be used.
6. Only one archer shall shoot at a time, all others must wait outside any overshoot area.
7. All archers will use the same light draw-weight bows (maximum draw weight 20 lbs.) supplied and maintained by the Club/Organisers.

INDOOR ROUND LAYOUT & SAFETY RULES

1. The shoot organiser must observe from the left (or right) most shooting position or from an elevated position behind the line. Beginners and

IFAF Handbook 2021 (01-Aug-22)

those shooting shorter distances will be at the left or right side of the line closest to the shoot organiser where they can be observed.

2. After scoring and recovery care must be taken to see that all archers have returned behind the shooting line before the signal to shoot is given.
3. The shoot organiser should be appointed to take control of the competitor's movements to and from the targets and be prepared to halt shooting on an agreed command, usually two blasts of a whistle, repeated, if in any doubt.

'HAVE A GO' LAYOUT & SAFETY RULES

1. The Event Organiser is responsible for the safe running of the event.
2. The shooting distance must be short, seven to ten yards.
3. Should the overshoot area extend towards any public area then the overshoot distance should be not less than 100 yards. The overshoot area must be roped-off if there is any likelihood of persons wandering into it.
4. A backstop must be provided having a margin of a minimum of 3 ft above and to the left and right of the target area. Any suitable material may be used. Members of the public, unless shooting, must not be allowed nearer than 6 feet of the shooting line nor to any position which allows them to 45 degrees to any of the shooting directions. Should any person or animal stray into these areas, shooting must stop on an agreed command, usually two blasts of a whistle, repeated.
5. One archer should be designated as responsible for crowd control and general safety. Should awkward situations arise, e.g., pushing or rowdiness, shooting must be stopped until the problem is resolved.
6. Archers supervising shooting must be experienced, preferably with some experience of basic tuition. They need to give clear direction and concentrate whilst being at ease with members of the public. They need to be conscious of all types of behaviour, physical characteristics and mental attitudes.
7. Archers supervising the public must be assigned that task singularly. Supervision on the shooting line should be limited to 1 hour and transitioned to another archer before taking an adequate break.
8. Any supervising archer may refuse to allow a member of the public to take part if they deem it necessary.

IFAF Handbook 2021 (01-Aug-22)

9. No members of the public should be physically touched without their permission.
10. Members of the public should not be allowed to shoot at least their first shot without the supervisor standing close.
11. Never be left unsupervised with or near a bow and arrows.
12. Never move forward of the shooting line without express permission
13. Compound bows must not be used. No bows should exceed 30lb draw weight.
14. All equipment must be in good condition. It is recommended
15. Left and Right-handed bows suitable for adults and children to shoot be provided.
16. A 'hooked' robust plastic arrow rest is fitted.
17. A tab must be worn or rubber "finger savers" fitted to strings.
18. An armguard or a thick, elastic "sleeve" must be worn.

FIRST AID

Shoot organisers should try to ensure that at least one person in attendance has a first aid qualification.

Event attendees with any condition requiring medication should carry the medicines on their person.

Materials Required in First Aid Box/kit	Contents (By # of people)		
	1 – 10	11 – 25	26 – 50 *1
Adhesive Plasters	20	20	40
Sterile Eye Pads (No. 16) (bandage attached)	2	2	4
Individually Wrapped Triangular Bandages	2	6	6
Safety Pins	6	6	6
Individually Wrapped Sterile Un-medicated Wound Dressings Medium (No. 8) (10 x 8cm's)	2	2	4
Individually Wrapped Sterile Un-medicated Wound	2	6	8

IFAF Handbook 2021 (01-Aug-22)

Dressings Large (No. 9) (13 x 9cm's)			
Individually Wrapped Sterile Un-medicated Wound Dressings Extra Large (No. 3) (28 x 17.5cm's)	2	3	4
Individually Wrapped Disinfectant Wipes	10	20	40
Paramedic Shears	1	1	1
Examination Gloves Pairs	5	10	10
Sterile water where there is no clear running water*2	1x500 mls	2x500 mls	2x500 mls
Pocket Face Mask	1	1	
Water Based Burns Dressing Small (10x10cm's)*3	1	1	1
Water Based Burns Dressing Large*3	1	1	1
Crepe Bandage (7cm)	1	2	3

Notes pertaining to the contents of a First Aid Box:

*1: Where more than 50 persons are present, pro-rata provision should be made

*2: Where mains tap water is not readily available for eye irrigation, sterile water or sterile normal saline (0.9%) in sealed disposable containers should be provided. Each container should hold at least 20ml and should be discarded once the seal is broken. Eye bath/eye cups/refillable containers should not be used for eye irrigation due to risk of cross infection. The container should be CE marked.

*3: Where mains tap water is not readily available for cooling burnt area.

CHILD PROTECTION OFFICIER

Each club must have a Child Protection Officer. Although the person appointed has overall responsibility for the well-being of children they meet in the sporting sphere, this in no way absolves the general responsibility of all adults in these circumstances.

The C.P.O. should be prepared to be subject to any appropriate vetting procedure. The defining responsibilities are -

1. To make it known, to all in the club, and to parents, that he/she is the person to approach with any problems, complaints or allegations concerning children in the club. When relaying information to children this needs to be done with content and language appropriate to the circumstances.
2. To receive and have available all documentation concerning this subject.
3. To have a working knowledge of current guidelines and regulations on the subject.
4. To be prepared to extend this knowledge by attendance at training meetings or seminars run by the appropriate authorities.
5. To keep a record of any incidents which arise and to be judgmental in how to resolve and/or pursue the matter.
6. To have local contacts in either the Health Service Executive and/or the appropriate police force for reporting matters of concern.

GLOSSARY OF TERMS

Armguard: A leather pad worn on the inside of the forearm of the bow hand to protect the arm from the slap of the bow string.

Arrow Plate: An inlay just above the handle on the side of the bow where the arrow passes as it leaves the bow.

Back: The surface of the bow farthest from the archer when the bow is held in the shooting position.

Backing: Various materials including: fiberglass, cellulose products, rawhide, etc. glued to the back of the bow to improve its cast.

Backed Bow: A bow to which a backing has been glued.

Barrelled Arrow: An arrow whose shaft is tapered from the middle toward each end and having its greatest cross-sectional area in the middle of the shaft.

Belly: The belly of the bow is the side that you see when you hold the bow in shooting position.

Big Game: Loosely used term to describe a field round where competitors move forward after shooting each arrow but stop if a score is made.

Boss or Bast: The twisted and coiled straw back of a target to which the face is attached.

Bow Stave: A billet of wood from which a bow is to be manufactured.

Bobtailed Arrow: An arrow that has its greatest cross section at the pyle and tapers toward the nock.

Bodkin: A three bladed broadhead arrow.

Brace height: The distance on a strung bow from the nocking point to riser.

Broadhead: A flat triangular shaped hunting head made of steel.

Butt: A backstop to which faces are attached, such as bales of straw.

Cast: The inherent ability of a bow to propel an arrow.

Clout Shooting: Long distance shooting up to 180 yds at a target flag (clout) on the ground

Cock Feather: The feather on the arrow which is at right angles to the nock. Usually the odd coloured feather.

Crest: Coloured bands of varying width and spacing, painted on the arrow for identification purposes.

Crossbow: A short bow set crosswise on a stock, drawn by mechanical means, and discharging a dart by trigger release.

Cross Wind: A wind blowing across the target.

Down Wind: A wind blowing toward the target.

IFAF Handbook 2021 (01-Aug-22)

Draw: The act of pulling the bow string the full length of the arrow.

Drawing Fingers: The first three fingers of the hand used in pulling the string.

Draw Weight: The force in pounds required to bring a bow to a draw of 28 inches.

Drift: The sidewise movement of the arrow as it travels toward the target due to a cross wind.

End: A unit number of arrows used in scoring. In target competition six arrows constitute an end.

Eye: The loop or loops in a bow string.

Field Captain: The official in charge of a tournament.

Finger Tips: Leather finger stalls used to protect the tips of the three shooting fingers.

Fletcher: A manufacturer of arrows.

Fletching: The feathers or vanes which guide the arrow in flight.

Flight Arrow: A long, light arrow with very small fletching or vanes (used in distance shooting).

Flirt: A jerky or jumping movement of an arrow from its theoretical flight line.

Floo-Floo: An arrow used in wing shooting. It is generally fletched with a complete spiral. The size of the fletching is such that the flight distance is short. **Grain:** Unit of weight for arrow points.

Grip: The part of the bow held in the shooting hand.

Hen Feathers: The two feathers, usually the same colour, which are not at a right angle to the arrow nock.

High Braced: When the brace height exceeds a recommended distance. It is better to high brace a bow than to low brace one.

Hold: The pause at full draw position prior to release of the arrow.

Kick: A jar which is felt when a bow is shot. Generally caused by unevenly tillered bow limbs.

Laminated Bow: A bow that is built up in layers. It may consist of different kinds of wood, wood and metal, wood and fibreglass, etc.

Limb: Half of a one-piece bow or the upper and lower sections of a three-part takedown bow.

Loose: The act of shooting. Also called Release.

Nocks: The grooves at the tips of the limbs of a bow into which the bow string is fitted, also the (usually plastic) slot at the fletched end of an arrow.

Nocking Point: The point on the bow string where the arrow nock rests.

Over-bowed: A bow with a drawing weight in excess of that which the archer can shoot properly.

Overdraw: To draw the bow beyond the arrow length for which the bow is designed.

Overstrung: When the brace height is exceeded by the use of too short a bow string.

Pyle (AKA Point): The metal tip attached to the head of the arrow shaft. Anglo-Saxon (pil) meaning dart, also spelled pile.

Pinch: To squeeze the arrow between the drawing fingers.

Point Blank: The act of aiming directly at the target.

Point of Aim: An object at which an archer aims by sighting over the tip of the arrow.

Quiver: A container for arrows. Shape, size and materials vary. They may be carried at the waist, over the shoulder, on the bow, or on the bow arm.

Range (AKA Field Course): The terrain used in competitions.

Record Status: IFAA and SBG 'calendared' rounds, UKIFAC and IFAA international events (Indoor, Bow Hunter and Field) are eligible for records.

Recurve: A bow, where the ends of the limbs curve away from the archer when in the shooting position.

Riser: The handle section of a takedown bow

Round: Two defined standard units (SBG 36 / IFAA 28) shooting or one such standard unit twice (SBG 18x2 / IFAA 14x2).

Roving: Shooting over fields and woodlands at natural targets.

Run: When a single one of the strands which make up a bow string frays, stretches, or breaks, the string is said to have a run.

Self: Used in reference to a bow or an arrow made from a single piece of wood, i.e. self-bow, self-arrow.

Serving: The winding or wrapping around the bow string at the nocking points to protect the bow string from wear.

Shaft: The body or main section of the arrow

Shooting Glove: A three fingered glove used to protect the shooting fingers.

Spiral: The curved position in which the fletches are attached to the arrow shaft to make it spin in flight.

Spine: The quality of resiliency in an arrow which permits it to bend as it passes the bow in flight & recover its original shape.

Tab: A flat piece of leather designed to be worn on the shooting fingers for protection.

Tackle: Equipment used by an archer: bow, arrows, quiver, etc.

IFAF Handbook 2021 (01-Aug-22)

Takedown: Any bow which can be disassembled into two or three pieces.
Target archery: Competitors on a line shooting at a line of usually round butts with circular coloured paper faces.

Target captain: One in charge of a group of archers.

Toxophile: Someone who is devoted to or is a lover of archery. Derived from the Greek words 'toxon' meaning bow and 'philos' meaning loving.

Turn: A term used to describe a bow that has a twist to right or left of the string.

Under-bowed: A bow having too little drawing weight for the archer.

PERSONAL NOTES:

PERSONAL NOTES: